



STEP 1

LOCATE PROVIDED PARKING LIGHT HARNESS.

A: LED DRIVER HARNESS

B: PARKING LIGHT BATTERY HARNESS





STEP 2

CONNECT LED DRIVER HARNESS (**A**) TO MAIN CONNECTOR ON NEW HEADLIGHT.

REPEAT STEP ON OTHER SIDE.

STEP 3

CONNECT **B** CONNECTOR TO **A** AS SHOWN.



STEP 4

PLUG IN THE REMAINING HEADLIGHT CONNECTOR OF **A** TO OE CONNECTOR ON VEHICLE AS SHOWN.

STEP 5

CONNECT THE FORK SPADE CONNECTOR OF **B** TO POSITIVE (+) BATTERY TERMINAL.



STEP 6

TEST ALL FUNCTIONS BEFORE DRIVING.

